



BS 8950

Understanding and enhancing
Social Value





SUSTAINABLE DEVELOPMENT GOALS

1 NO POVERTY



2 ZERO HUNGER



3 GOOD HEALTH AND WELL-BEING



4 QUALITY EDUCATION



5 GENDER EQUALITY



6 CLEAN WATER AND SANITATION



7 AFFORDABLE AND CLEAN ENERGY



8 DECENT WORK AND ECONOMIC GROWTH



9 INDUSTRY, INNOVATION AND INFRASTRUCTURE



10 REDUCED INEQUALITIES



11 SUSTAINABLE CITIES AND COMMUNITIES




12 RESPONSIBLE CONSUMPTION AND PRODUCTION



13 CLIMATE ACTION



14 LIFE BELOW WATER



15 LIFE ON LAND



16 PEACE, JUSTICE AND STRONG INSTITUTIONS



17 PARTNERSHIPS FOR THE GOALS




SUSTAINABLE DEVELOPMENT GOALS

The finance ecosystem





The consequence...

Negative impact is being created at a faster rate than positive impact

Impact if we were accountable

People experiencing impact have power and organisations have to involve, listen and respond

As much net positive impact as possible

As quickly as possible

Recognising and being transparent about trade offs

In practise



Which project would you support?

Impact question	Project A	Project B
What outcomes?	30 people employed	10 people employed
What are the well defined outcomes?	€40/hr for a job paying above living wage	€15/hr for a job paying above living wage
How much changed?	Zero hours contract (no secured hours each week) previously unemployed	35 hours per week previously unemployed
What is relative importance of changes?	8 on a 1 to 10 scale (10 is most important)	3 on a 1 to 10 scale (10 is most important)
How long do changes last?	70% of employees still working in job after 1 year	20% of employees still working in job after 1 year
How much changed is down to us?	90% would have secured employment without us	10% would have secured employment without us
Quantified	$30 * 8 * 0.7 * 0.1 = 16.8$	$10 * 3 * 0.2 * 0.9 = 5.4$

Get some data, do something with it



LEADERSHIP IDEAS PARTNER GET INVOLVED

WHO WE ARE REGIONS



SUBSCRIBE TO ACUMEN'S LEAN DATA LOWDOWN NEWSLETTER! SIGN UP

LEAN DATA ADDRESSES THE UNIQUE MEASUREMENT NEEDS OF SOCIAL ENTERPRISES

Fast-moving social enterprises, strapped for cash and time, face a conundrum when it comes to measuring social performance. Traditional measurement tools, whether inherited from international development or impact investing, don't make sense. They are either too costly because they were designed for large-scale aid projects or focus on typical business metrics that don't get to the heart of impact. Created from the ground up, Lean Data puts entrepreneurs, and their customers, first.

Lean Data is the application of lean experimentation principles to the collection and use of social performance data. It involves a shift in mindset away from reporting and compliance and toward creating value for a company and its customers. Lean Data uses low-cost technology to communicate directly with end customers, getting high-quality data quickly and efficiently.

Set a social budget - with minimum thresholds

Social Value Budget			
Driving Change Programme			
TOTAL SOCIAL VALUE CREATED 2015/16			
BUDGET			
	Qtrs 1 & 2	Qtrs 3 & 4	Total 2015/16
Driving Change	£92,000	£112,500	£204,500
<u>Stakeholder Summary</u>			
BUDGET			
	Qtrs 1 & 2	Qtrs 3 & 4	Total 2015/16
Trainee	£59,500	£74,000	£133,500
Societal Value	£32,000	£38,500	£70,500
Total	£91,500	£112,500	£204,000

Measure and report on what organisations have changed

In response to data from those experiencing impact

How many ideas

How many implemented

SDG impact



[Who We Are](#) ▾

[What We Do](#) ▾

[Why This Matters](#)

[Steering Group](#)

[News](#)

[F.A.Q](#)



SDG Impact Standards





































Investors and enterprises are increasingly aligning their activities with the SDGs. There is a clear opportunity to mobilize significant resources and make real progress towards the SDGs. What's missing is a clear framework for integrating impacts on SDGs into business and investment decision making. The SDG Impact Standards address that gap.

Public Consultation

The SDG Impact Standards will be subject to an initial public consultation period of three months. Another shorter period of public consultation will follow after the Standards have been revised to account for initial feedback.

The consultation process has been designed to meet both the UNDP Principles for social and environmental standards and ISEAL Alliance's international benchmarks for design, impact and consultation. An engagement plan seeks feedback from a broad range of Stakeholders, including the investment and business community, civil service organizations, organizations expert in human rights and the rights of indigenous peoples, other United Nations bodies and initiatives, and relevant industry groups.

Kerir

	TIER 0: STORES, WAREHOUSES, OFFICES	TIER 1: ASSEMBLY	TIER 2 - MANUFACTURING	TIER 3 - RAW MATERIAL PROCESSING	TIER 4 - RAW MATERIAL PRODUCTION	TOTAL IN MILLIONS:
Air emissions 						6.7 % €34.9
GHGs 						35.5 % €186.1
Land use 						32.4 % €169.8
Waste 						6.2 % €32.3
Water consumption 						6.3 % €33.3
Water pollution 						13.0 % €68.0
TOTAL IN MILLIONS:	8.0 % €41.7	6.4 % €33.3	10.2 % €53.7	10.6 % €55.8	64.8 % €339.8	100 % €524.3

524 million

IE

Kering

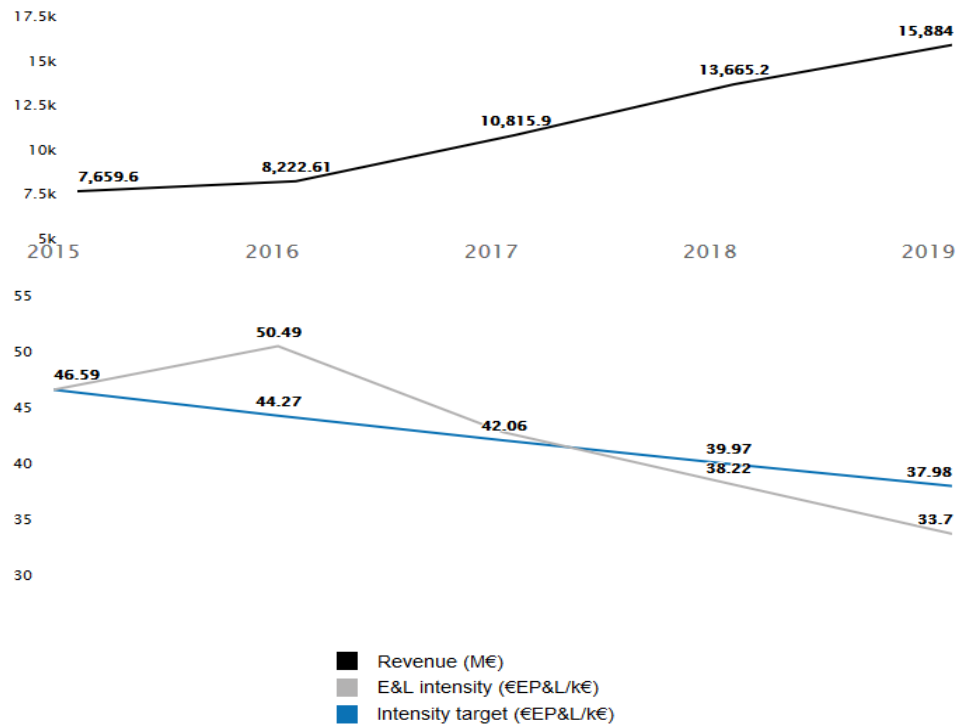


Figure 1 - EVOLUTION OF THE EP&L IMPACTS RELATIVE TO REVENUE ([Link to data](#))

Developing an impact ecosystem

An ecosystem where people who experience impact can hold organisations to account

Which measures impact performance and rewards organisations that out perform others

Where impact demonstrably informs decisions to allocate resources

Where standards relate to these goals





Thankyou

Jeremyanicholls@gmail.com

SOCIAL VALUE

INTERNATIONAL